



Our Corporate Priorities

No matter what our job at Lancashire County Council we are all working towards the same vision of making Lancashire the best place to live, work, visit and prosper. That's a big vision, so to help us deliver it, Cabinet have set four priorities which put the need to work with communities and develop productive partnerships at the heart of all we do.

Click on the links to explore the progress against these priorities:

- [Delivering better services](#)
- [Protecting our environment](#)
- [Supporting economic growth](#)
- [Caring for the vulnerable](#)
- [Corporate health](#)

- [Cabinet Member Portfolios](#)
- [How to use - Dashboard Instructions](#)

[Link to online dashboard](#) (instructions on use of dashboard on next page)



Corporate Strategy Performance Dashboard - How to Use




Back



Click here to return to the home page



Click on header links to browse between the priorities dashboard pages



Latest available figure

Click on trend graphs to explore trends in detail

Home icon | **Protecting the Environment Overview** | Lancashire County Council logo

Back | Delivering better services | **Protecting the Environment** | Supporting Economic Growth | Caring for the Vulnerable

Ref	Target	Good Is	As of Date	Metric Name	Latest Value	RAG Status	Trends
2GET001a	85% by 2035	High	2022/23 Q2	% of Waste Re-used, Recycled and Composted	43.00	!	
2GET001b	60% Quarterly (2022/23)	High	2022/23 Q2	% of Waste Re-used, Recycled or Composted at Household Waste Recycling Centres (Excluding Inert Waste)	61.20	!	
2GET002a	25% by 2025 50% by 2030 100% by	High	2022/23 Q2	% of LCC Vehicle Fleet that is Ultra-low Emission	1.60	✓	

Link

Link

Link

Details the targets as agreed with relevant services

Is low or high figure good?

Back to previous screen

Status of Indicator

- ✗ Requires Improvement
- ! Slightly below desired level
- ✓ Achieved

Click on the links to navigate to detailed pages for each indicators including trends, definitions, latest performance overviews



Delivering Better Services Overview 1 of 2


[Home Page](#)
Delivering Better Services 1 of 2
[Delivering Better Services 2 of 2](#)
[Protecting our Environment](#)
[Supporting Economic Growth](#)
[Caring for the Vulnerable](#)
[Corporate Health](#)

Ref	Target	Good Is	As of Date	Metric Name	Latest Value	RAG Status	Trends	
1ECS001a	Quartile 2 - 98.5-99.0	High	2023/24	% of parents who get one of three preferred school places (Primary)	98.9	✓		Link
1ECS001b	Quartile 2 - 94.8-96.7	High	2023/24	% of parents who get one of three preferred school places (Secondary)	96.5	✓		Link
1ECS002a	2023/24 85%	High	2023 c Summer Term	% of 2 year old children eligible for free funded education	90.3	✓		Link
1ECS002b	2023/24 85%	High	2023 c Summer Term	% of 3 and 4 year old children eligible for free funded education	100.8	✓		Link
1ECS004a	<700	Low	2023/24 Q3	Number of children in Lancashire, not on roll and not receiving suitable education	1,038.0	✗		Link
1ECS005a	5000000	High	2023/24 Q3	Number of visits to libraries and Number of e-downloads (annual cumulative indicator)	4,042,016.0	✓		Link
1PH001b	51.7% Annual target (2023/24)	High	2023/24 Q3	NHS Health Checks undertaken (proportion of eligible population per quarter) %	58.9	✓		Link
1PH003c	National 95%	High	2023/24 Q3	PH 0-19: Infants who received a 6-8-week review by the time they turned 8 weeks %	92.4	!		Link
1RES003a	TBC	Low	2023/24 Q3	Number of Complaints upheld by the Ombudsman	5.0	✓		Link
1RES004a	2023/24 10 days	Low	2023/24 Q3	VIP correspondance answered in timescales average (days)	11.0	!		Link

Delivering Better Services Overview 2 of 2



Home Page

Delivering Better Services 1 of 2











Delivering Better Services 2 of 2

Protecting our Environment

Supporting Economic Growth

Caring for the Vulnerable

Corporate Health

Ref	Target	Good Is	As of Date	Metric Name	Latest Value	RAG Status	Trends	
1GET000a	10	High	2023/24 Q3	Condition and maintenance score	9.02	✓		Link
1GET002a	90% Quarterly (2022/23)	High	2023/24 Q3	Safety carriageway defects repaired within 4 hours (emergency) %	98.59	✓		Link
1GET002b	90% Quarterly (2022/23)	High	2023/24 Q3	Safety carriageway defects repaired within 2 working days (urgent) %	70.28	✗		Link
1GET002c	90% Quarterly (2022/23)	High	2023/24 Q3	Safety carriageway defects repaired within 5 working days (non-urgent) %	90.45	✓		Link
1GET002d	90% Quarterly (2022/23)	High	2023/24 Q3	Safety carriageway defects repaired within 10 working days (non-urgent) %	83.48	✗		Link
1GET002e	90% Quarterly (2022/23)	High	2023/24 Q3	Safety carriageway defects repaired within 20 working days (non-urgent) %	88.44	!		Link
1GET003a	90% Quarterly (2022/23)	High	2023/24 Q3	Non-Traffic Management (NTM) lamp-out faults repaired within 5 working days %	99.76	✓		Link
1GET003b	90% Quarterly (2022/23)	High	2023/24 Q3	Traffic Management (TM) lamp-out faults repaired within 20 working days %	99.38	✓		Link
1GET006a	88.75% Quarterly (2022/23)	High	2023/24 Q3	% of calls presented to the Customer Access Service answered	94.49	✓		Link

Protecting our Environment Overview



Home Page

Delivering Better Services 1 of 2

Delivering Better Services 2 of 2

Protecting our Environment

Supporting Economic Growth

Caring for the Vulnerable

Corporate Health

Ref	Target	Good Is	As of Date	Metric Name	Latest Value	RAG Status	Trends	
2GET001b	60% Quarterly (2022/23)	High	2023/24 Q3	% of Waste Re-used, Recycled or Composted at Household Waste Recycling Centres (Excluding Inert Waste)	57.20	!		Link
2GET002d	7.5	High	2023/24 Q3	Sustainable travel index	7.50	✓		Link
2GET003a	Target year 5 2024/25 is 2.88%	Low	2023/24 Q1	Condition of A road % Red	2.10	✓		Link
2GET003b	Target year 5 2024/25 is 3.73%	Low	2023/24 Q1	Condition of B road % Red	3.30	✓		Link
2GET003c	Target year 5 2024/25 is 6.02%	Low	2023/24 Q1	Condition of C road % Red	5.20	✓		Link
2GET004a	Year on year reduction	Low	2021-22	Gross tonnes of Carbon dioxide equivalent (tCO2e)	43,203.00	✓		Link
2GET005a	120 sites (10% of all BHSs) surveyed, and management advice provided starting from 2023/24	High	2023/24 Q3	Number of Biological Heritage Sites (BHSs) surveyed with management advice provided	120.00	✓		Link
2GET006a	An improving trend in the % of AQMAs with air quality within compliance limits	High	2023/24 Q2	% of Air Quality Management Areas (AQMAs) with air quality within compliance limits.	84.00	✓		Link

Supporting Economic Growth Overview



Home Page

Delivering Better Services 1 of 2

Delivering Better Services 2 of 2

Protecting our Environment

Supporting Economic Growth

Caring for the Vulnerable

Corporate Health

Ref	Target	Good Is	As of Date	Metric Name	Latest Value	RAG Status	Trends	
3ECS001a	2022/23 65%	High	2022/23	% Good Level of Development at Early Years Foundation Stage	64.4	!		Link
3ECS001b	2022/23 59%	High	2022/23 b Revised	% Expected Standard in Reading, Writing & Maths at Key Stage 2	59.0	✓		Link
3ECS001d	2022/23 47	High	2022/23 1 Prov	Pupils Average Attainment 8 Score at Key Stage 4	44.9	✗		Link
3ECS002a	2023/24 95.5%	High	2023/24 Q3 Nov 23	% of Young People in Employment Education or Training	91.6	!		Link
3GET003a	Above 80%	High	2023/24 Q3	Strategic Development and Infrastructure Programme performance (including multi-district regeneration programmes) (% RAG rating)	72.5	!		Link
3GET004a	5.5 by end of Summer Term 2024	High	2023/24 Q3	% Gatsby benchmark achieved by Lancashire Careers Hub (Skills)	6.4	✓		Link

Caring for the Vulnerable Overview



Home Page

Delivering Better Services 1 of 2

Delivering Better Services 2 of 2

Protecting our Environment

Supporting Economic Growth

Caring for the Vulnerable

Corporate Health

Ref	Target	Good Is	As of Date	Metric Name	Latest Value	RAG Status	Trends	
4ASC002c	90	High	2023/24 Q3	The percentage of adult social care providers rated good or outstanding by the Care Quality Commission	87.9	!		Link
4ASC003b	90	High	2023/24 Q3	Safeguarding timeliness – section 42 decision within 2 days of concern raised	99.9	✓		Link
4ASC004b	72.6	High	2023/24 Q3	Percentage of people with long-term support needs receiving community-based packages of support	70.5	!		Link
4ASC005b	1265	Low	2023/24 Q3	Number of Initial assessments, Reassessments and Occupational Therapy assessments waiting over 28 days	1294.0	✓		Link
4ASC008a	77.6	High	2023/24 Q3	Proportion of Registered carers receiving formal support from the County Council (via carers direct payments)	91.5	✓		Link
4ASC010b	90	High	2023/24 Q2	Percentage of Care Act eligible people hospital discharged into own home (or potentially 'to usual place of residence')	92.7	✓		Link
4ASC013a	80	High	2023/24 Q3	Proportion of completed Annual Reviews in rolling 12 months	36.1	✗		Link
4ECS003a	5.3	Low	2023/24 Q3	Children becoming looked after (Rate and Number)	5.0	✓		Link
4ECS004a	71	High	2023/24 Q3	Long term stability of placements for children looked after	72.8	✓		Link
4ECS005b	2022-23 36	High	2022/23 a Prov	Disadvantaged Pupils Average Attainment 8 Score at Key Stage 4	32.4	✗		Link
4ECS006a	52%	High	2023/24 Q3	% of Care Leavers in Education, Employment or Training	50.0	!		Link
4PH003a	Above national average	High	2023/24 Q2	Substance Misuse and Alcohol: Proportion of all in treatment, who successfully completed treatment and did not re-present within 6 months: alcohol %	41.8	!		Link
4PH003b	Above national average	High	2023/24 Q2	Substance Misuse and Alcohol: Proportion of all in treatment, who successfully completed treatment and did not re-present within 6 months: opiates %	5.1	✓		Link

Corporate Health Overview



Home Page

Delivering Better Services 1 of 2

Delivering Better Services 2 of 2

Protecting our Environment

Supporting Economic Growth

Caring for the Vulnerable

Corporate Health

Ref	Target	Good Is	As of Date	Metric Name	Latest Value	RAG Status	Trends	
5RES001a	0 Percent	Low	2023/24 Q3	% Revenue forecast outturn variance to budget	0.56	!		Link
5RES001b	TBC	TBC	2023/24 Q3	Capital forecast compared to budget £m	153.15	✓		Link
5RES001c	TBC	TBC	2023/24 Q3	% of identified savings on track	86.70	!		Link
5RES002a	11.25 absence days per FTE. (Annual)	Low	2023/24 Q3	Sickness Absence days per FTE	12.57	✗		Link
5RES002b	To be comparable with statistical neighbours. (14%)	Low	2023/24 Q3	% Staff turnover	13.58	✓		Link
5RES002c	Baseline for new indicator, target for subsequent quarters	Low	2023/24 Q3	% Vacancies	13.09	!		Link



Cabinet Members' Areas of Responsibility

Leader
County Councillor Philippa Williamson

Responsible for:

- Governance
- Legal
- Corporate Strategy
- Performance
- External Relations
- Corporate Communications

Cabinet Member for Resources, HR and Property
(Deputy Leader)
County Councillor Alan Vincent

Responsible for:

- Asset and Facilities Management
- Property, Land and Buildings
- Finance, Procurement and Treasury Management
- External Funding
- Business Continuity, Emergency Preparedness, Health & Safety and Resilience
- Human Resources
- Partnerships and Companies
- Member Support
- Appointments to Outside Bodies

Cabinet Member for Adult Social Care
County Councillor Graham Gooch

Responsible for:

- Adult Social Care
- Working with NHS and other partners
- Safeguarding Adults and Quality Assurance
- Find, Develop and Commission Care
- Care Market Sustainability, Supply and Quality
- Care Services Delivery including In-house and Independent Provision

Cabinet Member for Children and Families
County Councillor Cosima Towneley

Responsible for:

- Children's Social Care
- Safeguarding Children and Young People
- Fostering and Adoption Services
- Corporate Parenting
- Young People's Services and Engagement
- Youth Justice Services
- Early Years and Childcare Provision

Cabinet Member for Community and Cultural Services
County Councillor Peter Buckley

Responsible for:

- Cultural Services including Libraries, Museums and Archives
- Community Safety and Domestic Abuse
- Equalities, Community Cohesion, Counter Terrorism and Prevent
- Refugee Integration and Welfare Rights
- Customer Access and Digital Services
- Registrations and Coroners Services
- Voluntary, Community and Faith Sector
- Parish and Town Councils

Cabinet Member for Economic Development and Growth
County Councillor Aidy Riggott

Responsible for:

- Economic Development and Growth
- Levelling Up and Regional Affairs
- Strategic Investment, Major Projects and Infrastructure
- Economic Partnerships
- Place-Making and Regeneration
- Business Support and Collaboration
- Tourism and the Visitor Economy

Cabinet Member for Education and Skills
County Councillor Jayne Rear

Responsible for:

- Pupil Place Planning
- Special Educational Needs and Disability
- School Performance
- School Transport
- School Governor Support
- Schools Condition and Capital Programme
- Further, Higher, Technical and Adult Education
- Lifetime Skills and Apprenticeships

Cabinet Member for Environment and Climate Change
County Councillor Shaun Turner

Responsible for:

- Climate Change
- Nature Recovery, Biodiversity and Environment Strategies
- Local Air Quality Management
- Waste Management and Recycling
- Flood Risk Management
- Rural affairs
- County Council Countryside Sites and Area of Outstanding Natural Beauty
- Public Rights of Way
- Planning, Archaeology and Development Control

Cabinet Member for Health and Wellbeing
County Councillor Michael Green

Responsible for:

- Public Health
- Health and Wellbeing Strategy
- Health and Social Care Joint Strategic Needs Assessment
- The Lancashire Health and Wellbeing Board
- Trading Standards and Scientific Services
- Healthwatch
- Start for Life and Family HUBs

Cabinet Member for Highways and Transport
County Councillor Rupert Swarbrick

Responsible for:

- Highways Asset Management
- Roads, Bridges/Structures, Street Lighting and Highway Drainage
- Network Management, Traffic Control Systems and Parking
- Traffic Safety Policy
- Public Transport Policy including Transport for the North
- Local Transport Planning
- Active Travel
- School Transport

For further information relating to performance reported in this dashboard, please contact:

Mike Kirby, Director of Strategy and Performance
mike.kirby@lancashire.gov.uk